



# Dynamic Contour Detection

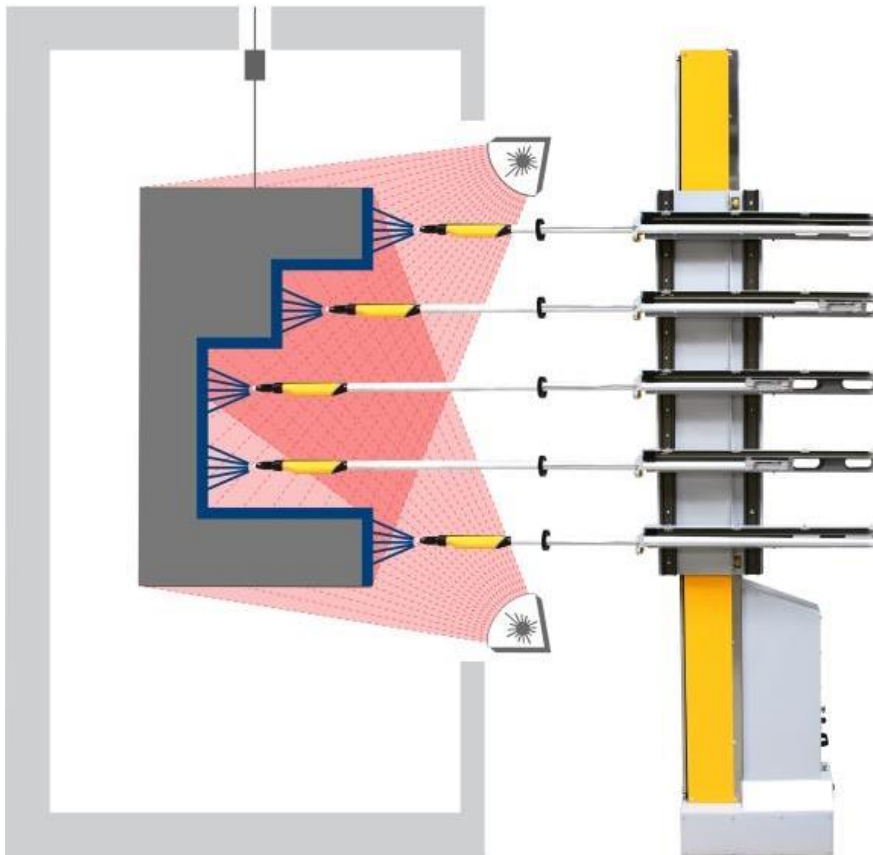
GEMA EMEA Distributor Seminar 2017

Presenter: Roman Mlakar / Albert Fässler

The Gema logo consists of a red stylized 'G' symbol followed by the word 'Gema' in a bold, black, sans-serif font.

Your global partner for high quality powder coating

# Dynamic Contour Detection




## Brief description:

Contour detection is based on laser scanner technology followed by a dynamic and individual gun positioning.


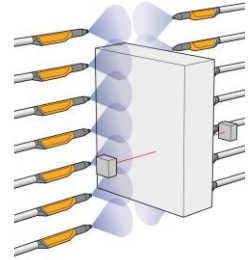
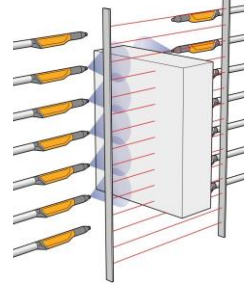
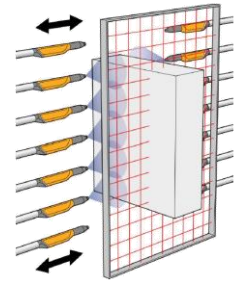
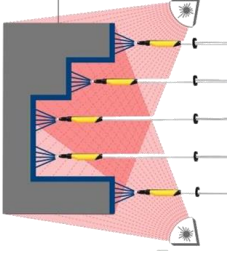



Launched Q1 2017

# Dynamic Contour Detection


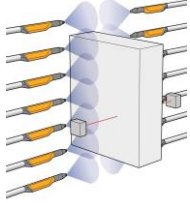
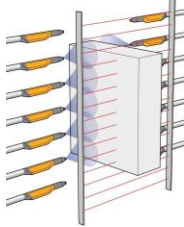
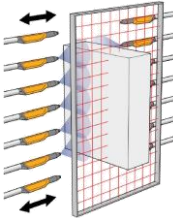
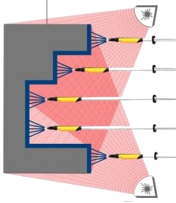




# Levels of Automation

Manual coating	Gap control	H- Recognition	H/W- Recognition	Contour Detection	Object Identification
					
Operator	Photocell	Light barrier	Light barrier	Laser scanner	Code Platte / digital information

The dynamic contour detection is an addition to the known object recognition and increases the level of automation.

# Level of Automation

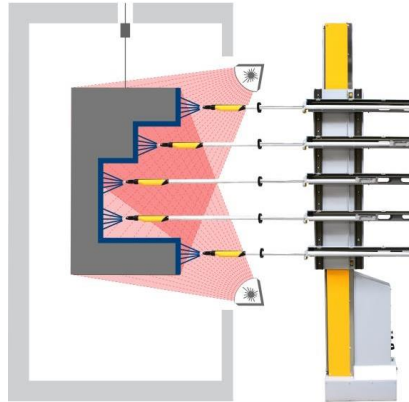
	Manual coating	Gap control	H-Recognition	H/W-Recognition	Contour Detection	Object Identification
						
	Operator	Photocell	Light barrier	Light barrier	Laser scanner	Code Platte / Object # <sup>2</sup>
Triggering	M	A	A	A	A	A
Z-stroke <sup>1</sup>	M	M	A	A	A	A
X-position	M	M	M	A	A	A
Individual gun position	M	M	M	M	A	A
Gun parameter	M	M	M	M	M	A


Industrial robot
A
A
A
A
A

M manually    A automatically

<sup>1</sup> Horizontal gun arrangement <sup>2</sup> in combination with part detection

# Dynamic Contour Detection vs. Robot


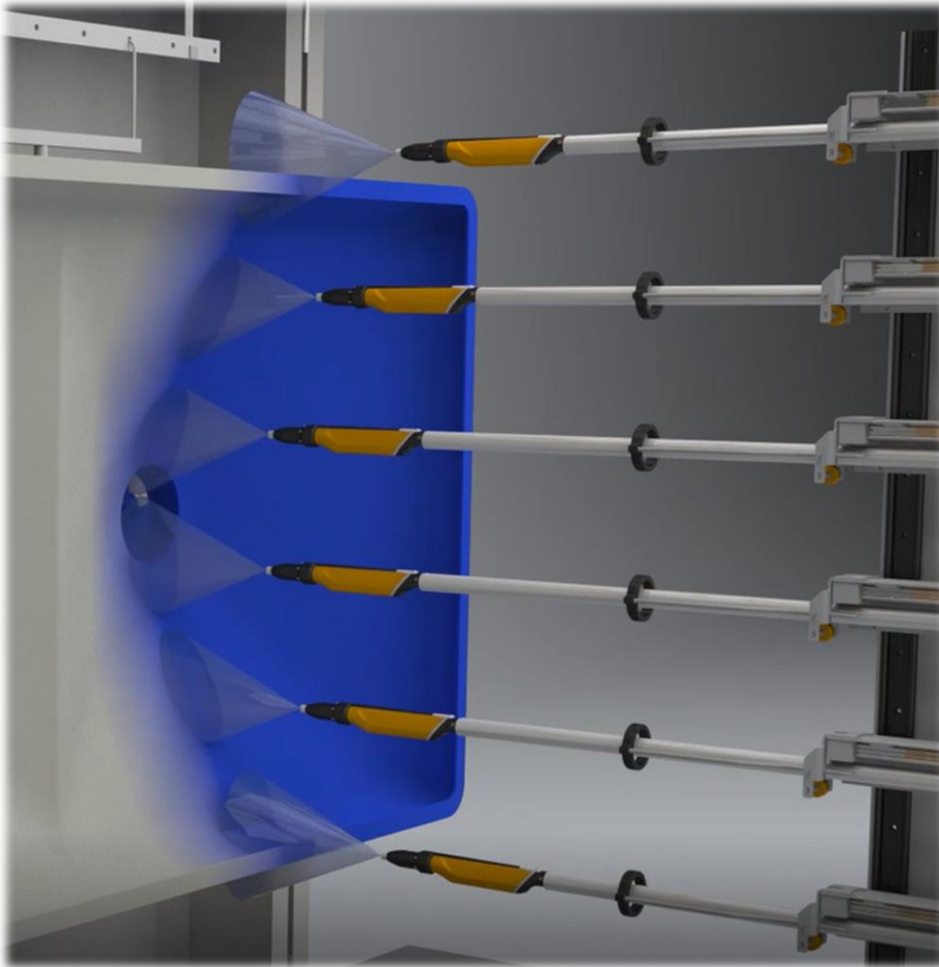


Object identification	no	yes
Sequence program	no	yes
Contour detection and situative gun positioning	yes	no
suitable for most complex parts	✓	✓✓

## Dynamic contour detection

- doesn't replace a robot
- decreases manual coating drastically
- provides new coating solutions

# Dynamic Contour Detection





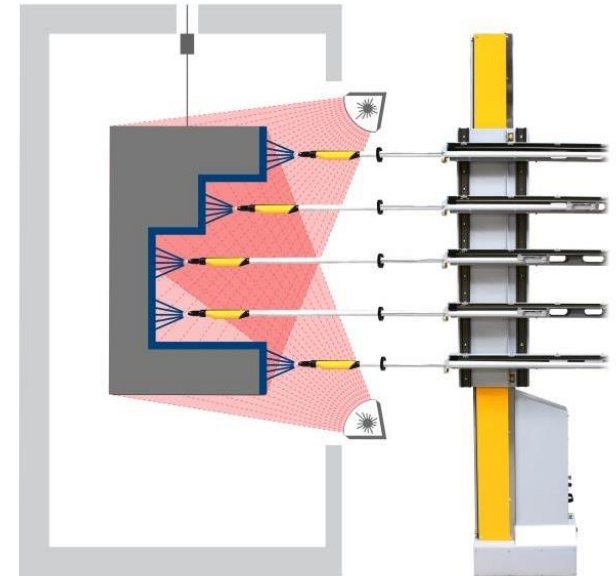
# Features and Benefits

## Versatile

- High level automation of the application process
- Automatic detection of the object contour, front- and rear of the object
- Automated programming of U-axes. No time-consuming axes adjustments
- Provides alternative coating solutions

## Powder savings and constant coating quality

- Improved and consistent thickness distribution
- Reduced overspray
- Reduced manual coating operation





# Agrostroj / Czech Republic

**Agrostroj Pelhřimov**  
**Agricultural machines**



Economy

Efficiency

Automatisation



# Agrostroj / Czech Republic



## Customers of Agrostroj / CZ

Agricultural technology Utility vehicle

**OLVAS; JOHN DEERE, mir STOKAS, KUNGEINRICH, VOLVO, REEDT, KRONE, 25000m<sup>2</sup> / 25000m<sup>2</sup> EVOLBUS, WÖGELE, PÖYDINGER, 500hp, HIAB, BT TOYOTA, CARGOTEC, KÖRNER, ANDO own truck, MAG, NORDEX, CSAB**

# Agrostroj / Czech Republic

## Installation Key Data

### Parts:

Agricultural machines

### Part size:

H 1'800 mm

W 800 mm

L 3'000 mm

### Conveyer speed:

V max 1.9 m/min

Scope of delivery: **4 identical lines**, each with:

#### **4 x Scanners**

10 x OptiGun GA03P-1250 automatic guns

4 x OptiSelect GM03 manual guns

(2 lines with 2 x OptiGun GA03 on robots)

2 x ZA13 reciprocators with **10 U-axis UA04**

1 x Control system ICS04 / MagicControl CM30

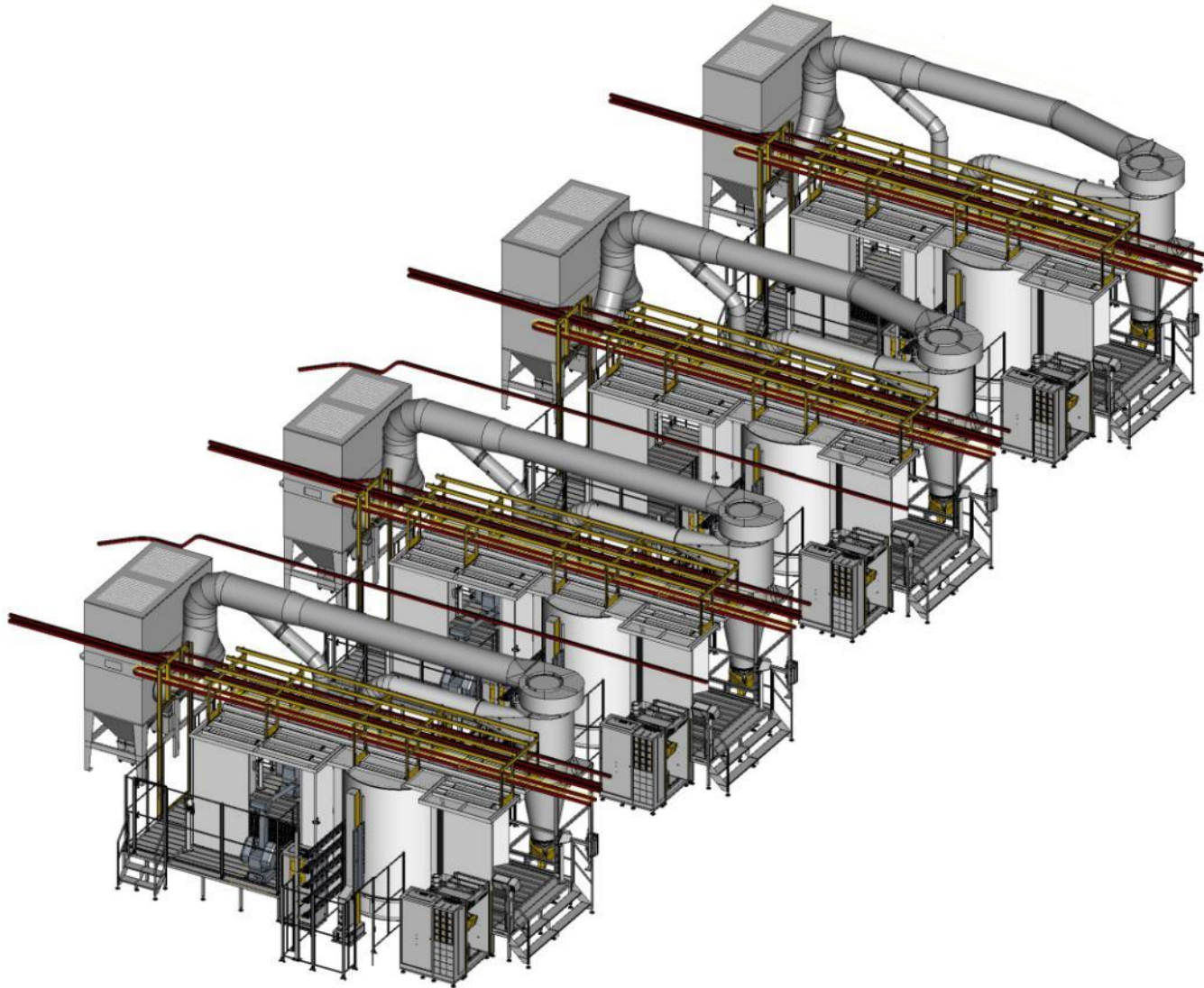
1 x OptiCenter OC02

1 x MagicCylinder EquiFlow Quick Color Change system





# Agrostroj / Czech Republic



# Agrostroj / Czech Republic





# Agrostroj / Czech Republic



# Agrostroj / Czech Republic



**Agrostroj Pelhřimov** ist der grösste tschechische Produzent von Landmaschinen und bekannt als Zulieferer qualitativ hochstehender Produkte für viele namhafte Nutzfahrzeug- und Landmaschinenhersteller. Die anspruchsvollen Anforderungen der Abnehmer und der **stark wachsende** Ausstoss erfordern eine stete Modernisierung der bestehenden Produktionslinien.

Die **2006** installierte **KTL Anlage** galt damals **als Grösste in Europa** und kann pro Jahr bis zu 2 Mio. m<sup>2</sup> Stahl verarbeiten. Da die bestehende Pulveranlage jährlich nur 1,1 Mio. m<sup>2</sup> schaffte, wurde **2015**

**Gema**



ein **Projekt zur Erweiterung und Modernisierung der Pulveranlage** gestartet. Die Ziele von Agrostroj waren die Steigerung der Beschichtungsleistung, beste Wirtschaftlichkeit im Betrieb sowie effiziente und schnelle Farbwechsel.

Die **Wahl fiel auf** das **MagicCylinder** Farbwechselsystem von Gema. Bei Referenzbesuchen konnte sich Agrostroj überzeugen, dass Farbwechsel sehr schnell, effizient und sauber durchgeführt werden.

Die **vielseitigen** und **exakten Einstellmöglichkeiten** der **Applikationstechnik** sichern eine



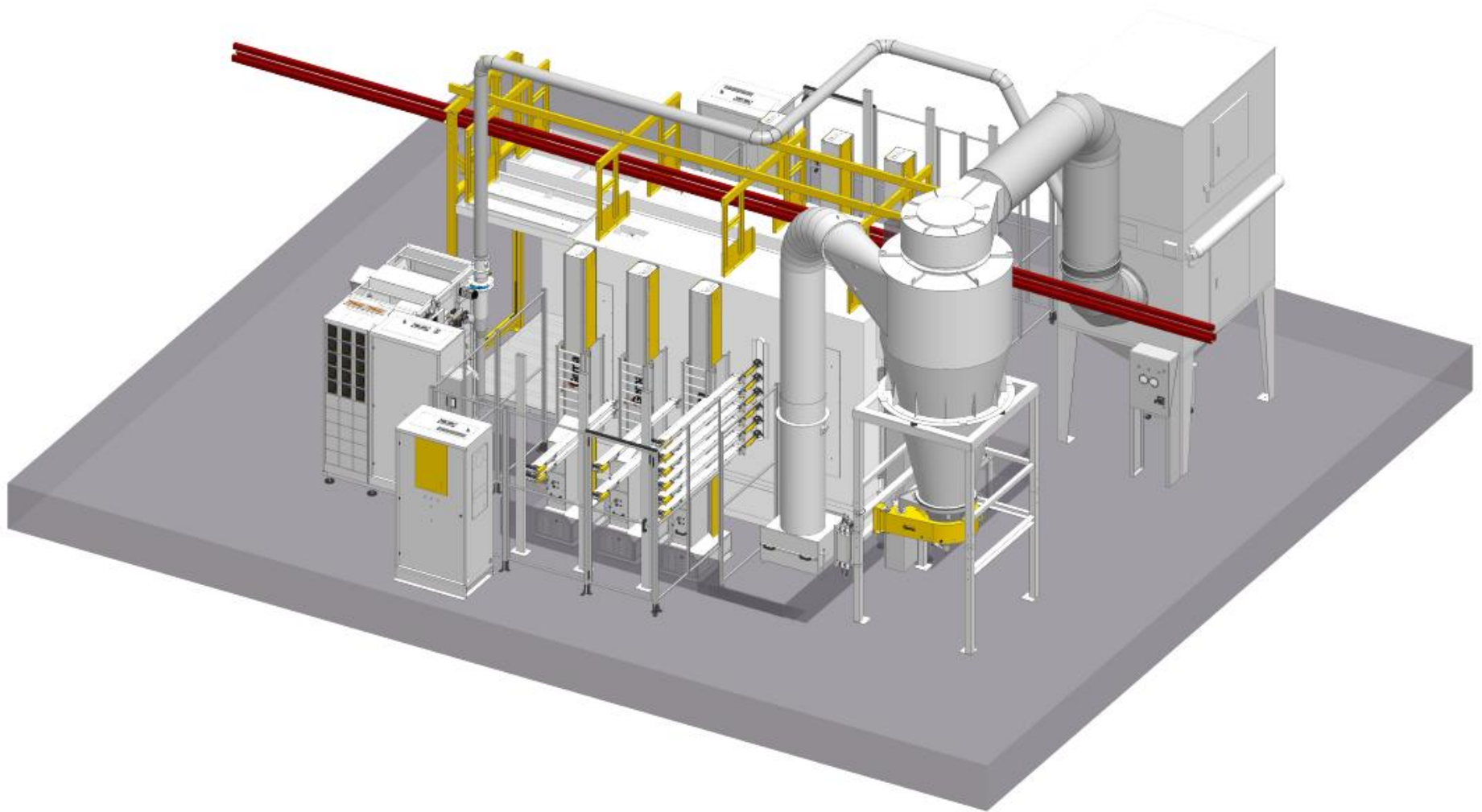
stets hohe Qualität der Beschichtung der bis zu 52 Farbtöne mit **17'000** hinterlegten **Programmen**. Laser Scanner nehmen die Teileformen auf und steuern automatisch die neuen, einzeln verfahrbaren Horizontal-Zustellachsen (**U-Achsen**) für die Pistolen. Mit dieser Lösung beschichtet Agrostroj alle **komplexen Teile schneller und mit höchster Qualität**.

Dank modernster Technik, hohem Automatisationsgrad und ergonomischen Arbeitsplätzen verfügt Agrostroj aktuell über **eine der leistungsfähigsten Pulverbeschichtungsanlagen Europas**.



# GKN / UK





# QPC / Sweden





# NEW trend-setting project

## Installation Key Data

### Company and Parts:

Renowned manufacturer for **trailer chassis**

### Order size for GEMA:

approx. EUR 2'500'000.—

### Scope of delivery: **2 identical lines**, each with:

1 x MagicCompact EquiFlow

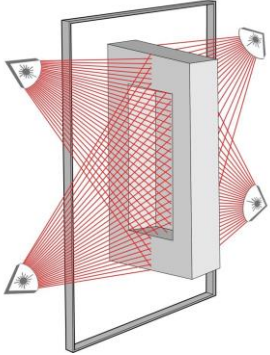
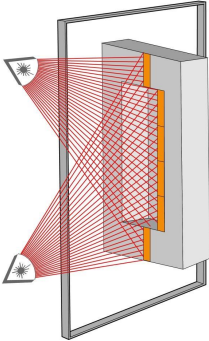
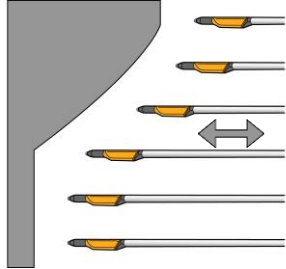
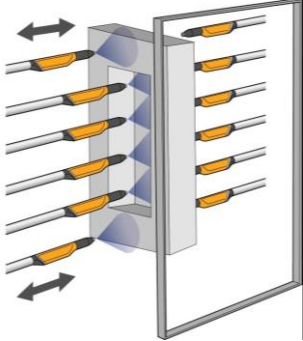
6 x Scanners

33 x U-axis UA04

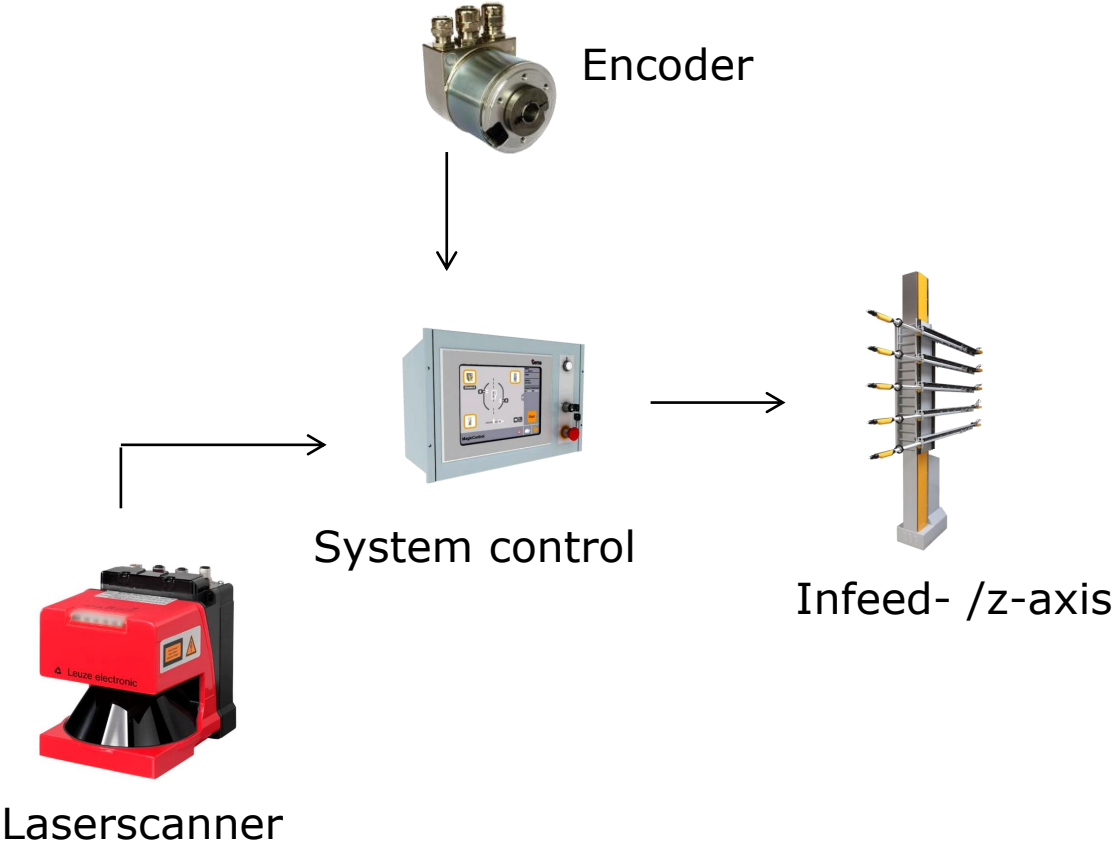
47 x automatic guns GA03

3 x manual guns GM03

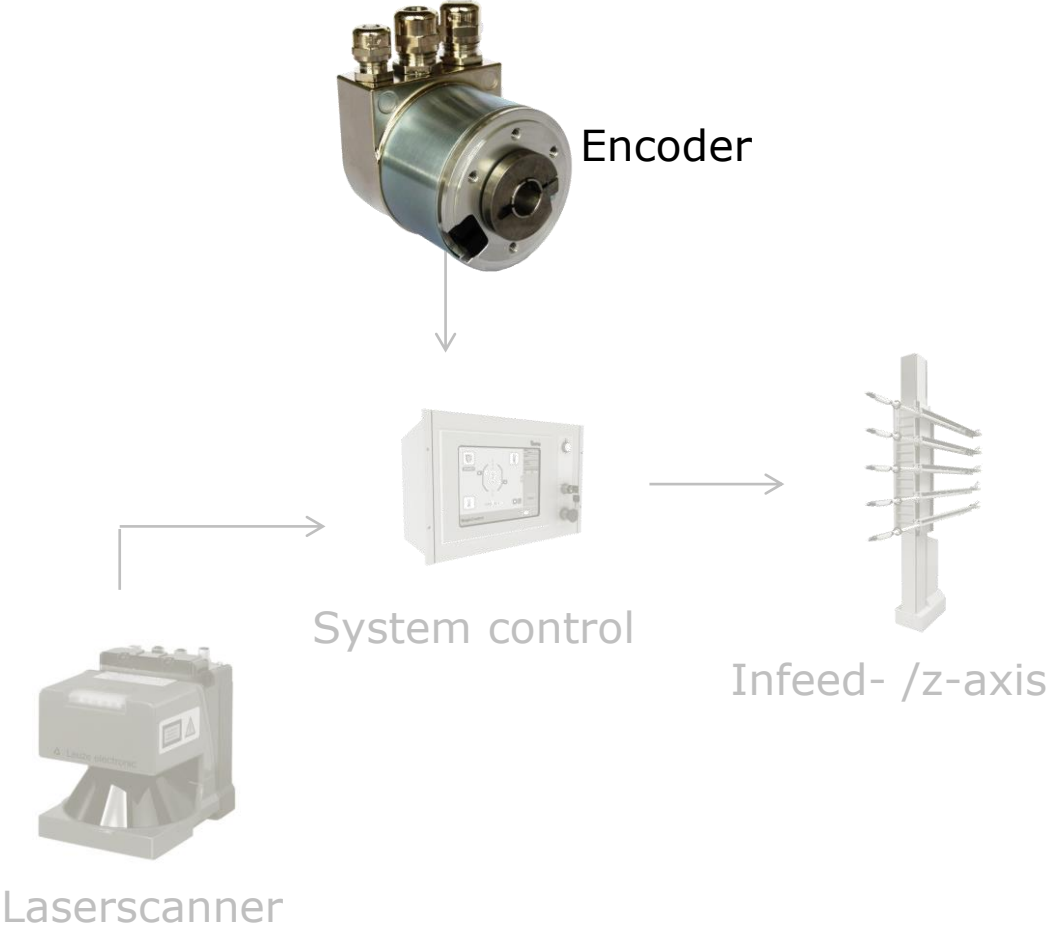
# Functional Sequences

Contour detection	Segment assignment	Gun positioning	Powder coating
			
<p>Contour detection with laser scanner</p>	<p>Translation into segments. Each segment is assigned to a single gun</p>	<p>Alignment of each single gun.</p>	<p>Object synchronisation with help of an encoder and automatically starting/stopping of the coating.</p>

# System Components

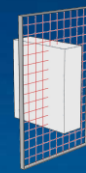


# System Components





# Conveyorspeed measuring



## Encoder



An encoder is submitting conveyor speed to the control system in order to synchronize (shifting register) the detected object correctly with the gun position.

# 2-D Laser Scanner



Laserscanner



# Laser Scanner



cover: contamination detection

## rotoScan ROD4-08 plus

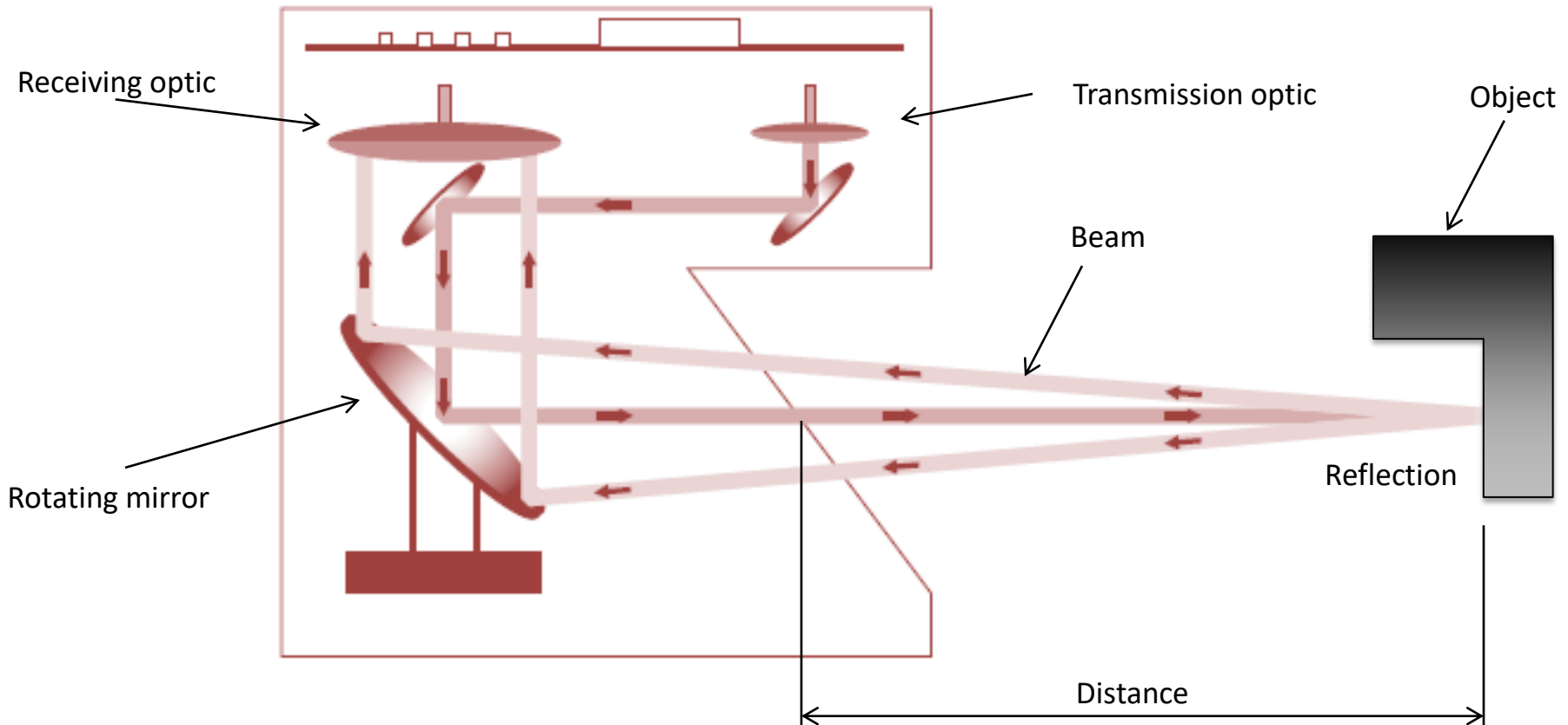
Application	Contour measurement
Source	Laser, 905nm (infrared)
Laser classification	1 (IEC/EN 60825-1:2007) (U.S. 21 CFR 1040.10)
Dimensions[mm]	140x148x167
Weight[kg]	2.3
Protection	IP65
Source	24 V, DC
Interface	Ethernet
Temperature.	-20 – 50 °C

A Class 1 laser is safe under all conditions of normal use. This means the maximum permissible exposure (MPE) cannot be exceeded when viewing a laser with the naked eye or with the aid of typical magnifying optics (e.g. telescope or microscope).



source: [www.en.wikipedia.org](http://www.en.wikipedia.org)

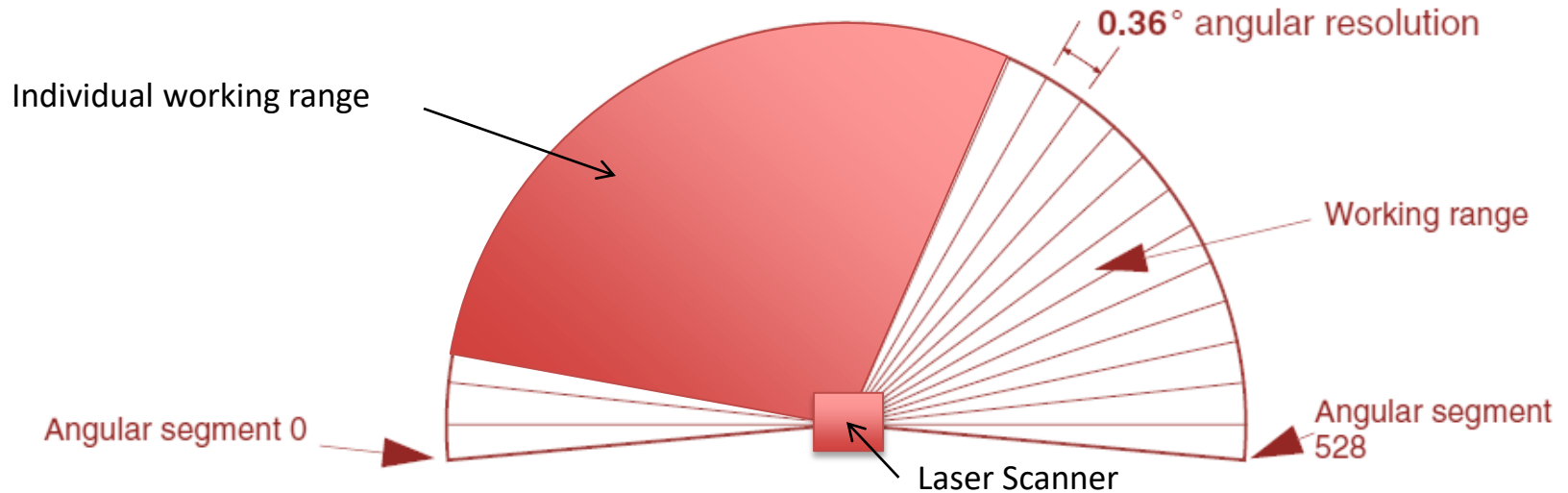
# Laser Scanner – functional principle



## Distance measurement

The light pulse propagation time is a direct measurement of the distance to the object.

# Laser Scanner - functional principle



## Distance measuring

The scanner is an optical, two-dimensional measuring distance sensor.

Working range

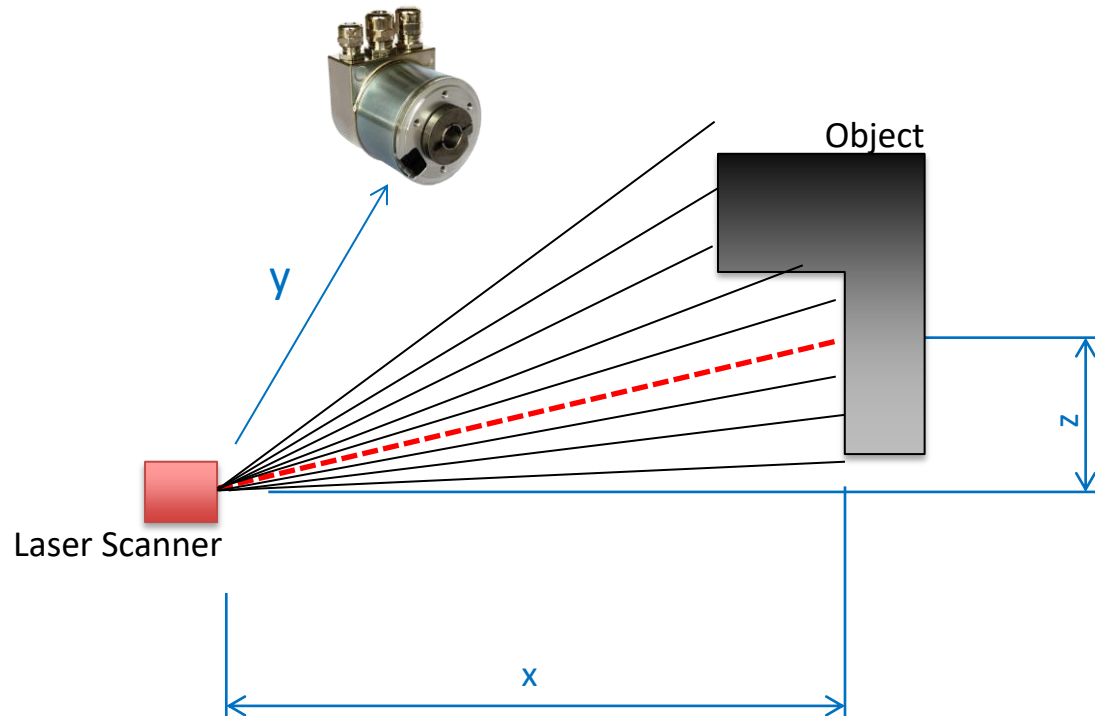
max. 190°, divided in 0.36° angular segments

Scanrate\*

25 scans/s respectively 40ms/scan

\* 1 Scan = periodically transmitted light pulses via a rotating deflector unit within the working range in 40ms.  
-> 1 scan = 529 measurements in 40ms

# Laser Scanner – functional principle



## 2½ D

The scanner is an optical, two-dimensional measuring distance sensor. Each point is defined by 2 coordinates (x/z) and the third dimension is calculated (CM30) by an additional attribute (conveyor movement).

# Laser Scanner



## Contour detection

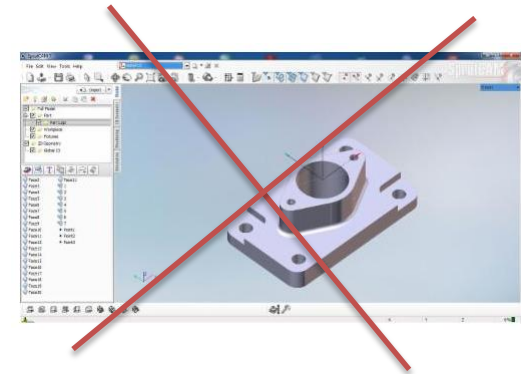
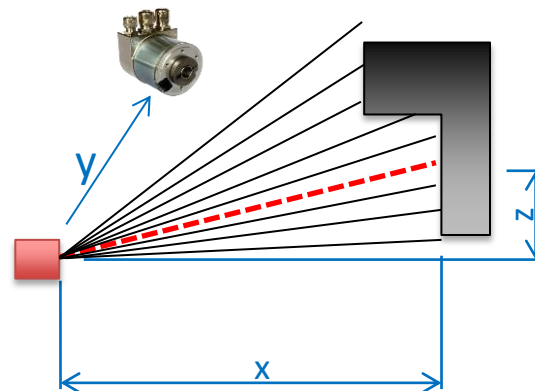
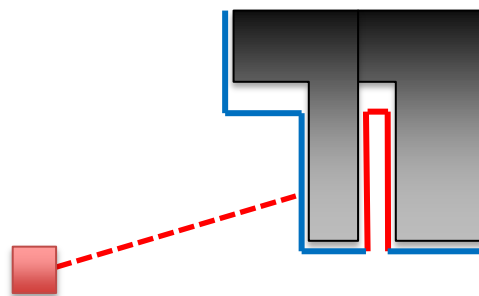
Detection of visible, outlying surfaces of an object with help of laser object **measurement**

## 2 ½ D

Each point is defined by 2 coordinates (x/z) and the third dimension is calculated by an additional attribute (conveyor movement)

## 3D model / 2D drawing

No computer aided compilation to a 2-/3D graphic possible

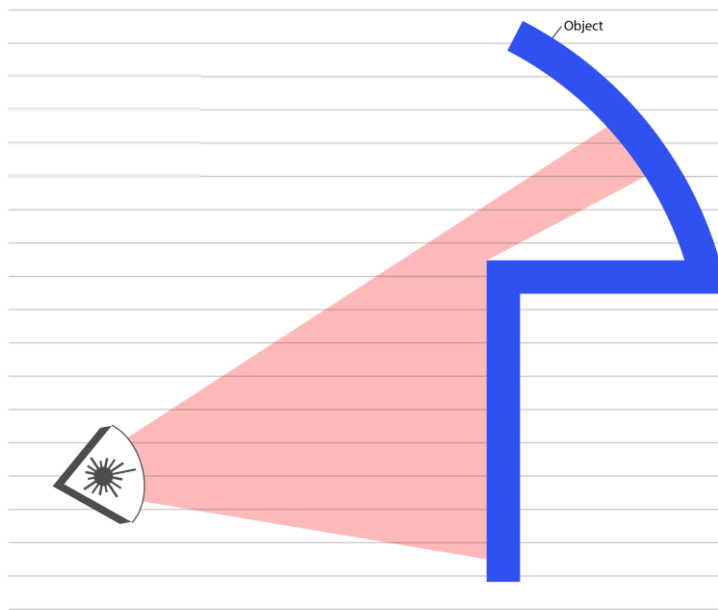




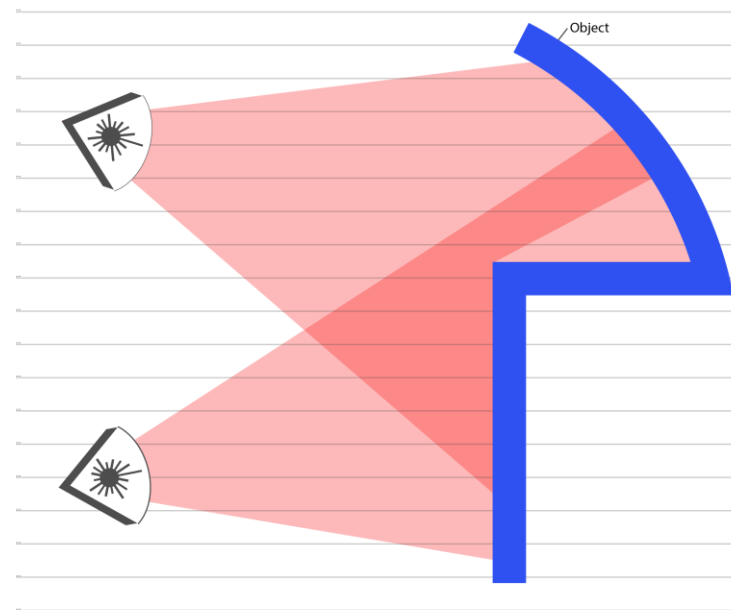
# Shadow Effect



Certain geometries cause non visible areas for the scanner. Therefore a second scanner is needed.

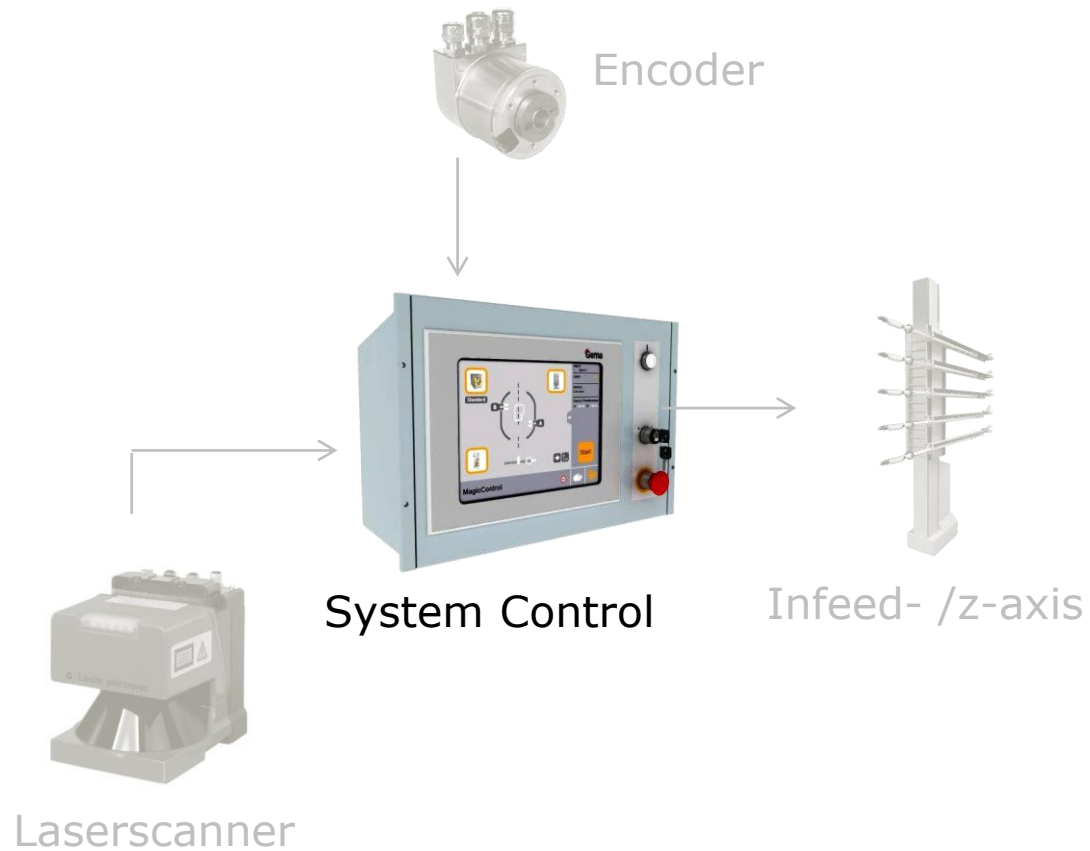


1 Laser Scanner



2 Laser Scanner

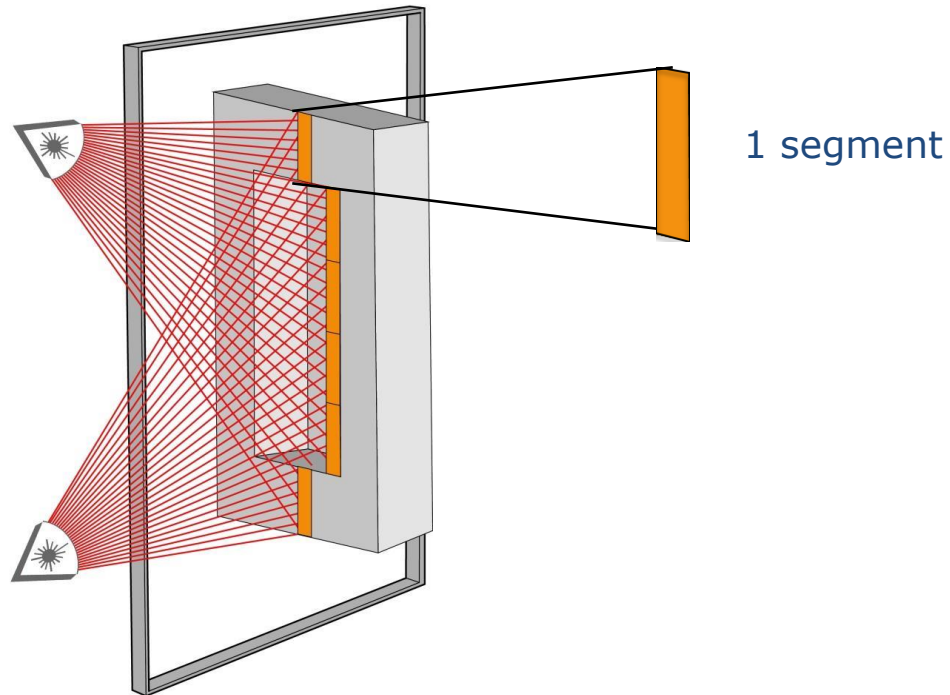
# Magic Control CM30



# Segments



The multiple measurements are assigned to predefined segments.

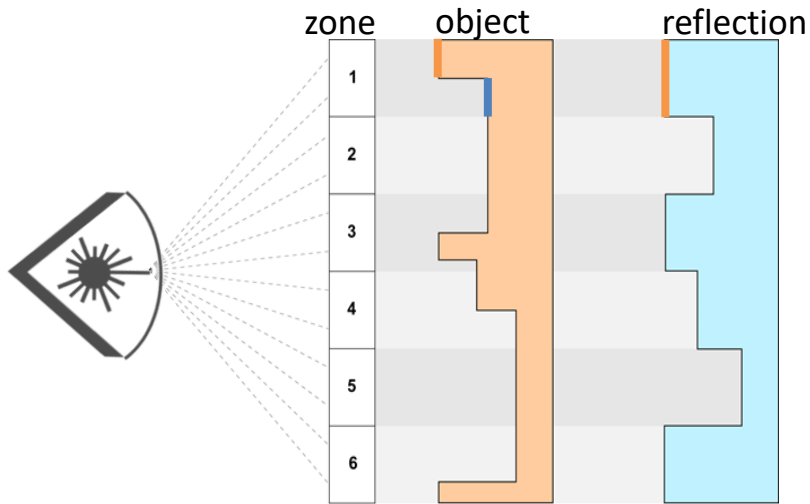


e.g. 6 segments

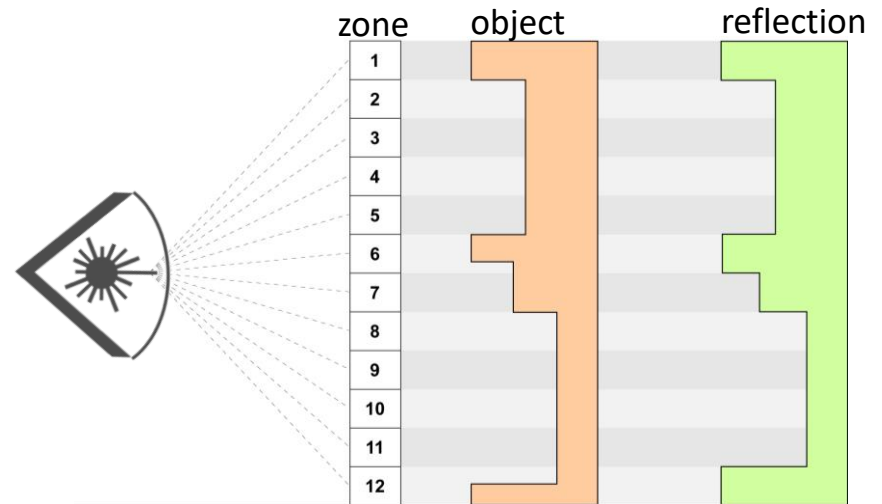
# Segments



Within a segment the closest contour to the scanner is decisive for the reflected geometry.



Arrangement in 6 segments



Arrangement in 12 segments

The more segments, the closer the reflected object to the original.

# Gunpositioning, Oscillation

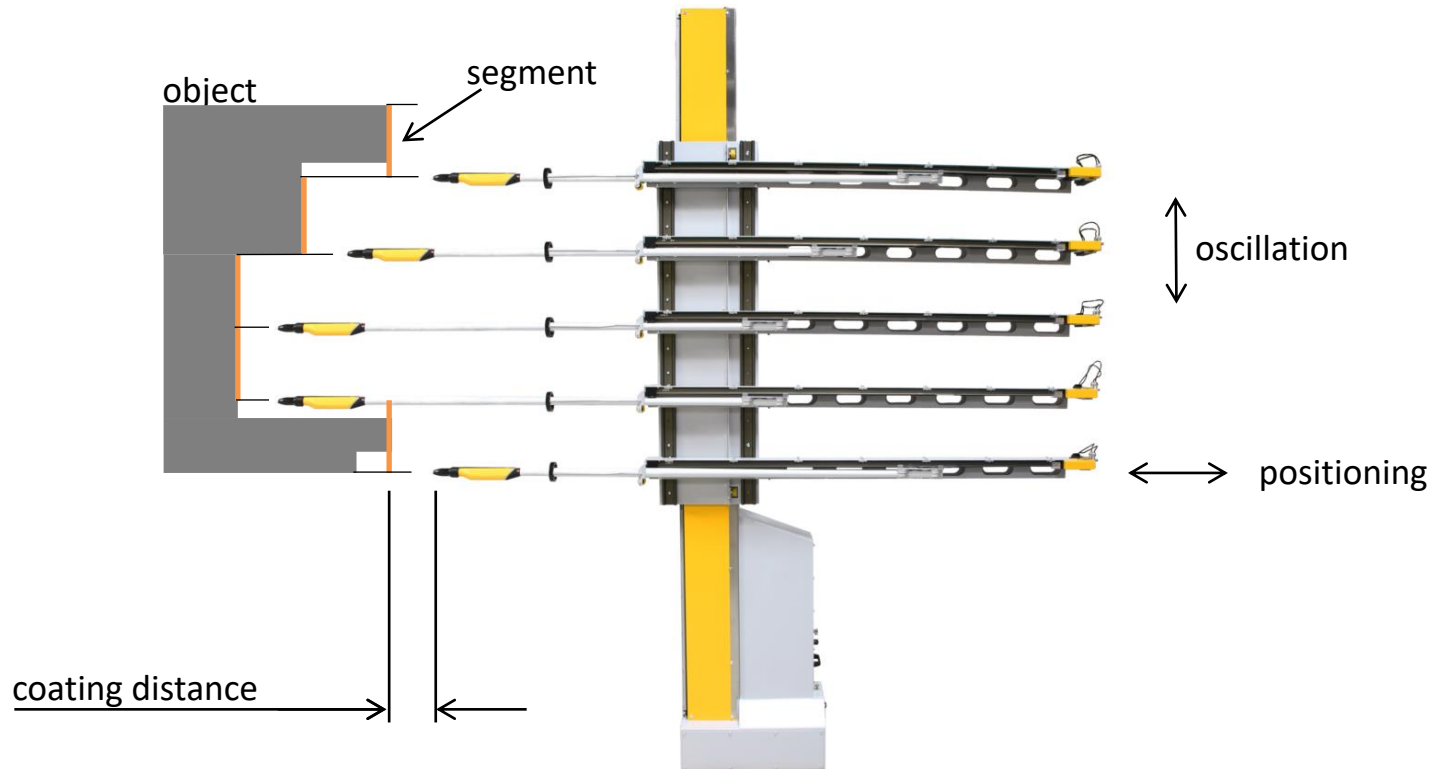


Usually each segment has an assigned gun.

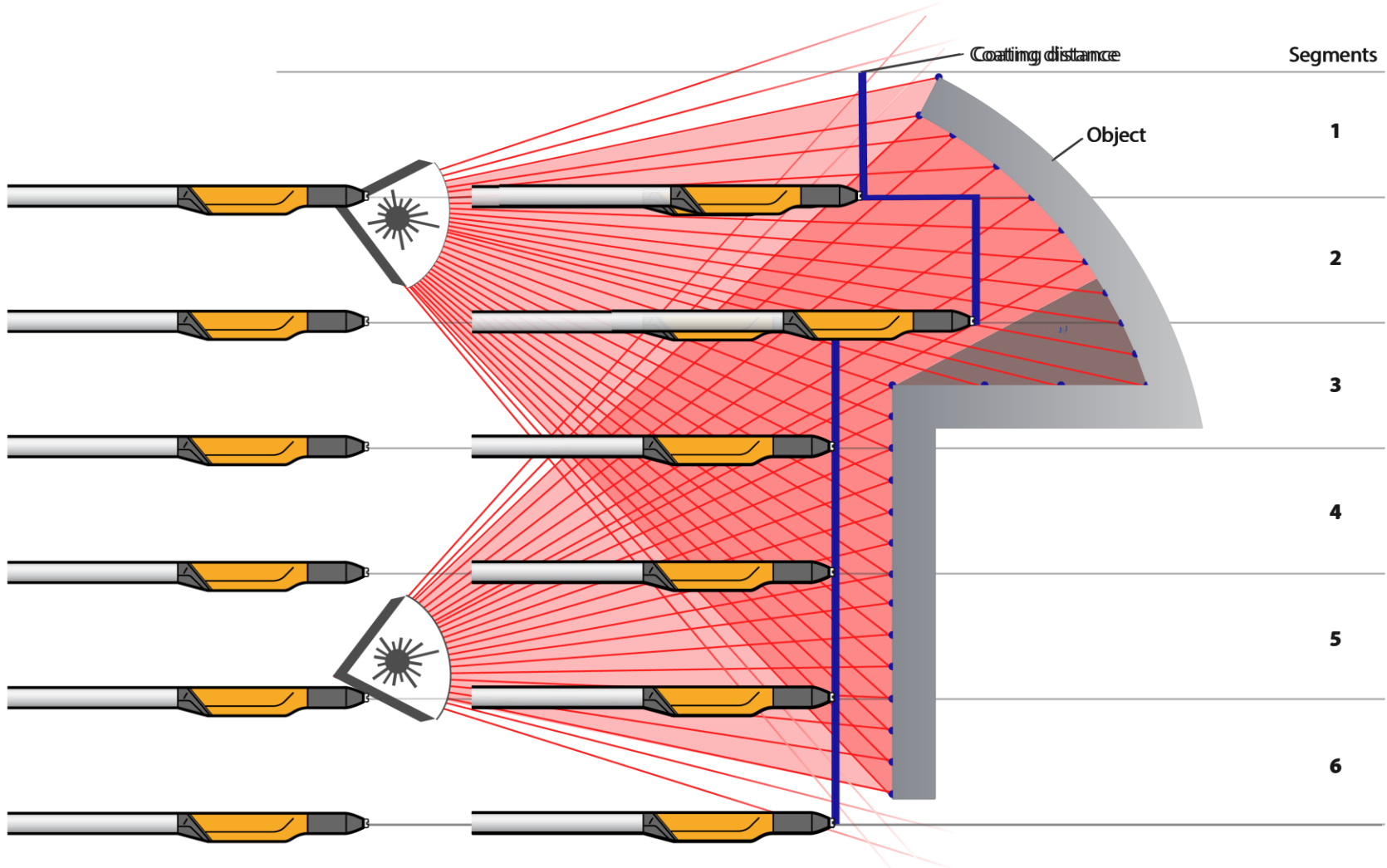
Individual positioning of the guns in x-direction.

Oscillation of all guns within the segment in z-direction. Stroke calculation incl. overtravel.

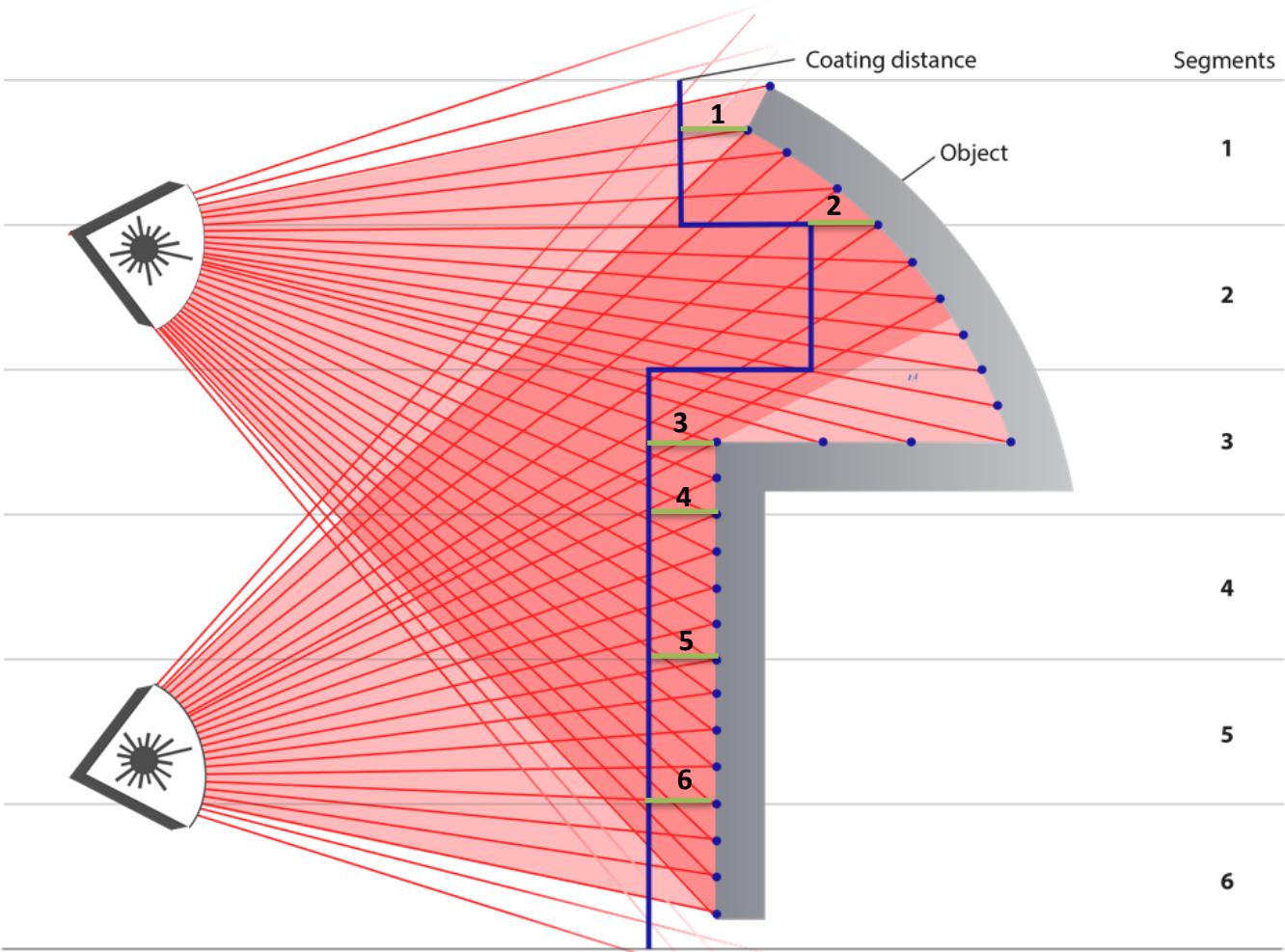
A simultaneous movement in x- and z direction is not possible.



# Summary



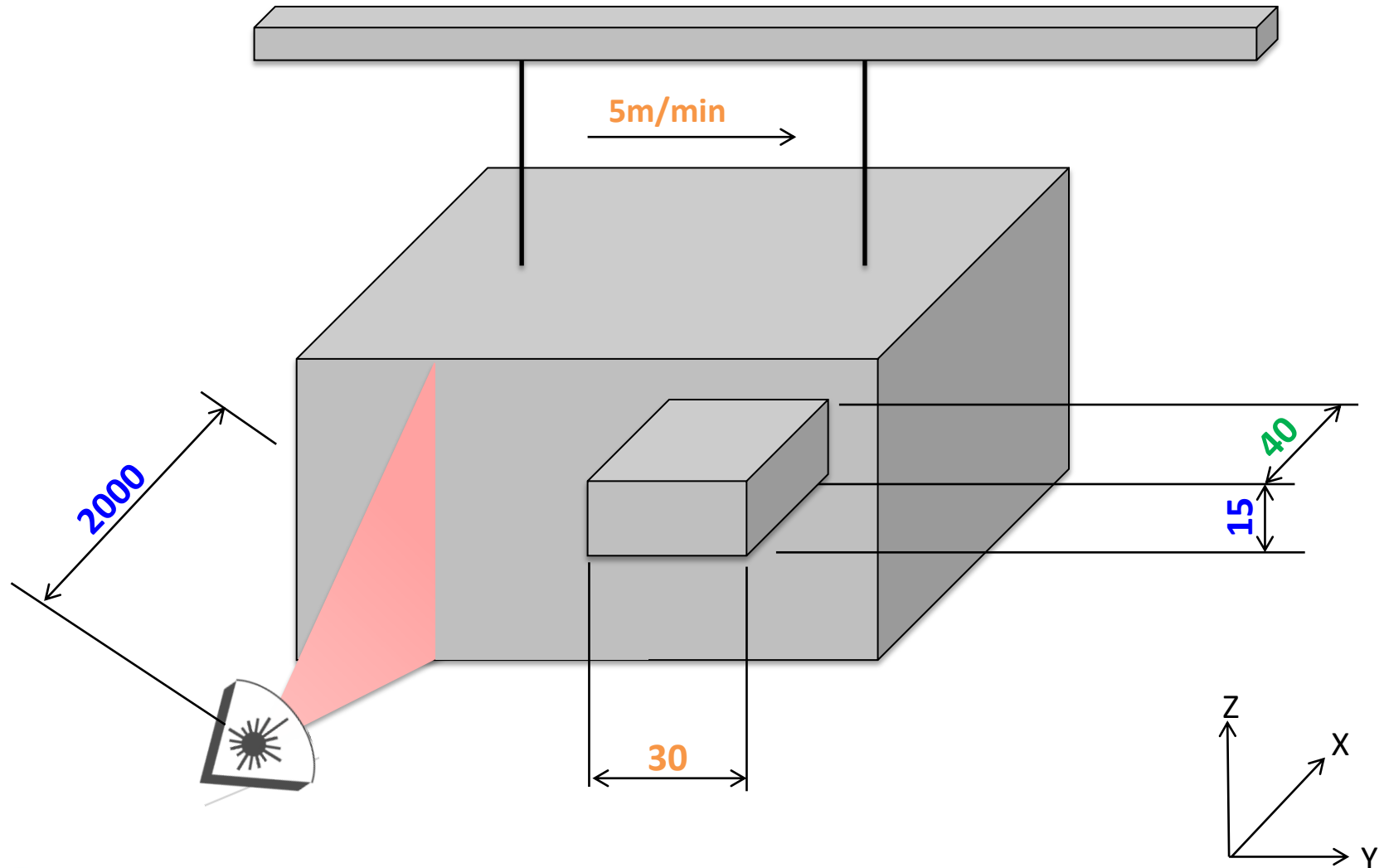
# Summary



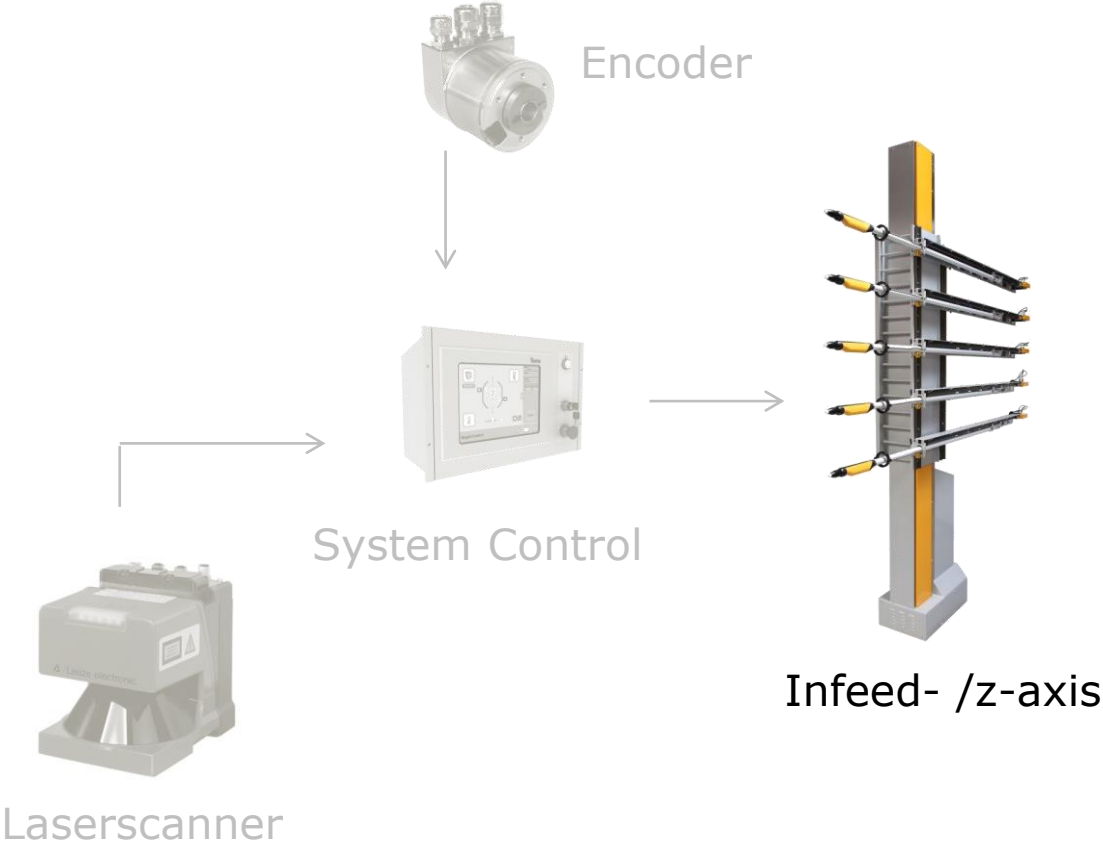
— Relevant distance for the coating distance



# Accuracy



# Infeed and z-Axis



# Infeed- and z-axes

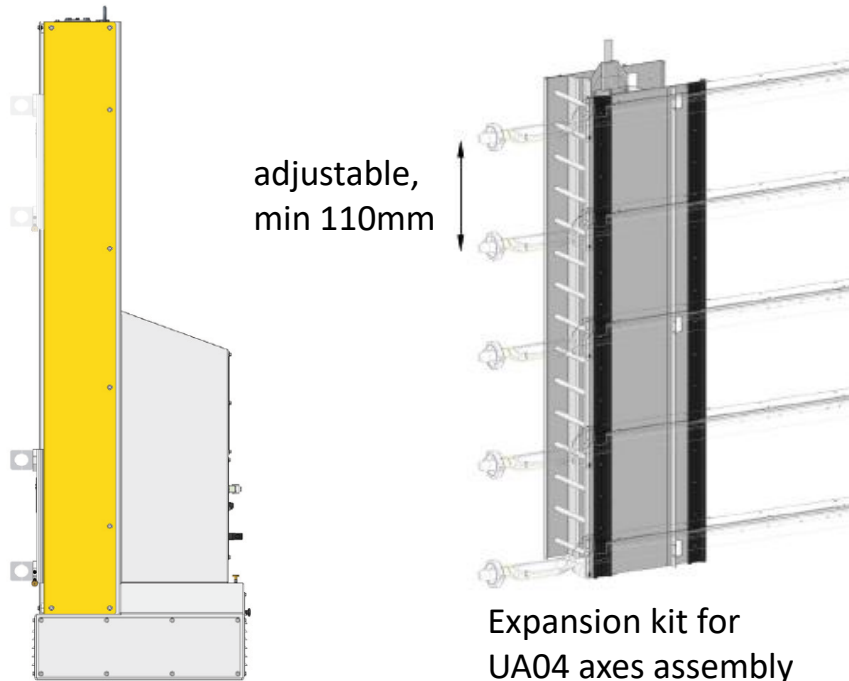
## New gun positioning system

- Vertical reciprocator ZA13
- U-axis UA04



# Z-axis

## Strong but Smooth running ZA13



- Short or long stroke operation
- Stroke speed 0.08 – 0.4m/s
- 100kg loading capacity
- Expansion kit for up to 6 infeed axes UA04
- Control CM22/30; CAN Bus
- 3-phase asynchronous motor
- 0,75kW power
- Incremental encoder for positioning, regulated by CDB3000 unit
- ATEX Zone 22

type	13	18	23	28
Stroke [mm]	1300	1800	2300	2800



# U-axis

## Compact and fast infeed axis UA04



- Stroke up to 2200mm
- Stroke speed 0.08 – 0.6m/s
- Suitable for OptiGun GA03-X
- Integrated cleaning of OptiGun
- Control CM22/30; CAN Bus
- Servo motor drive technology
- 0,4 kW power
- Rotary pulse generator for positioning regulated by ServoC plus unit
- ATEX Zone 22



# Gun axis UA04




## Integrated cleaning function ( blow-off)



- Blow off is digitally controlled via solenoid valves
- Two intensities (low during coating, high during color change)



# Dynamic Contour Detection

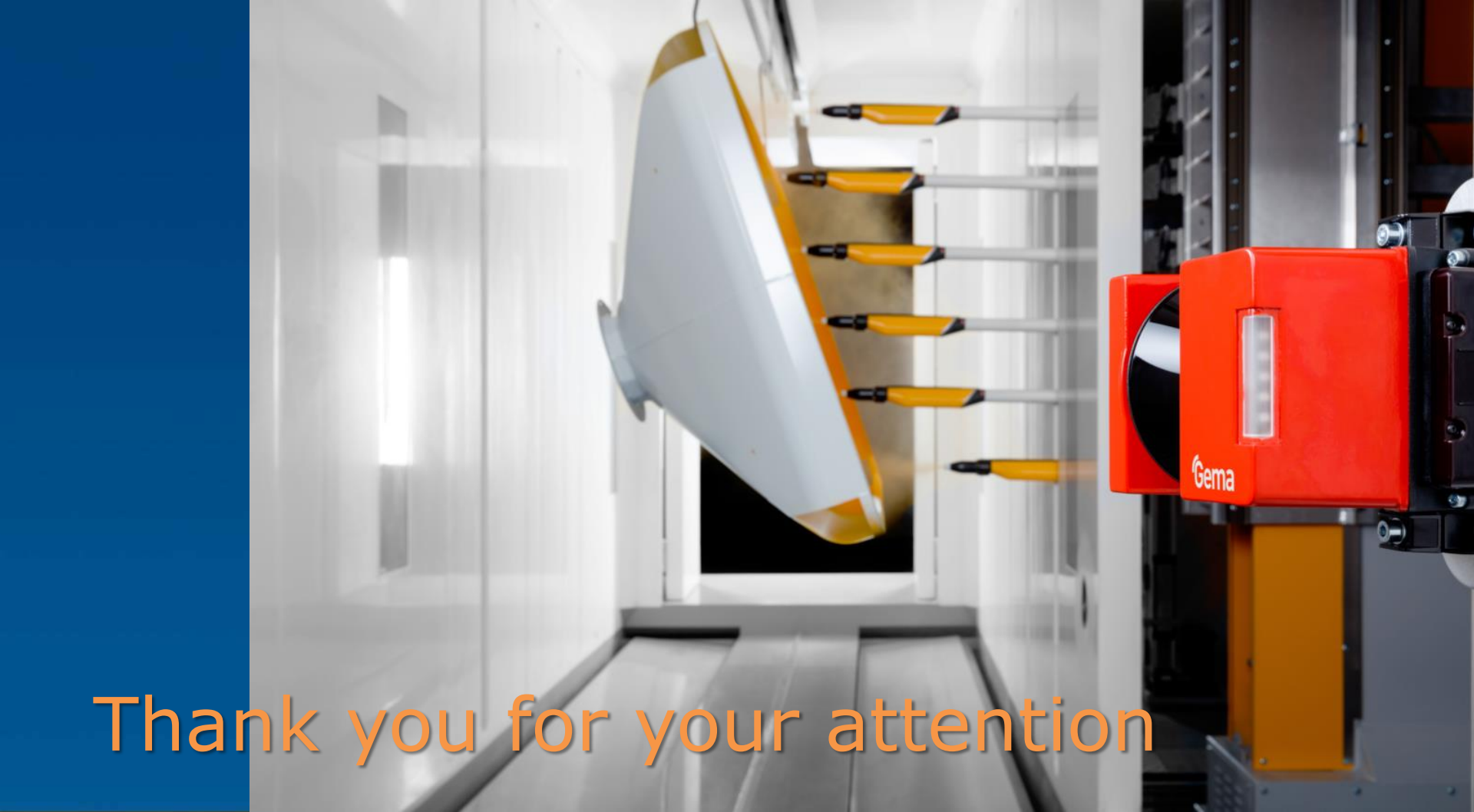






**Gema**

[www.gemapowdercoating.com](http://www.gemapowdercoating.com)



Thank you for your attention

**Gema**

Your global partner for high quality powder coating